
	SAP Fiori Implementation	
	Unit Testing Scenario: 001	

Process: Fiori for Display Customer Balance App

Test Cycle: 001

Presented To



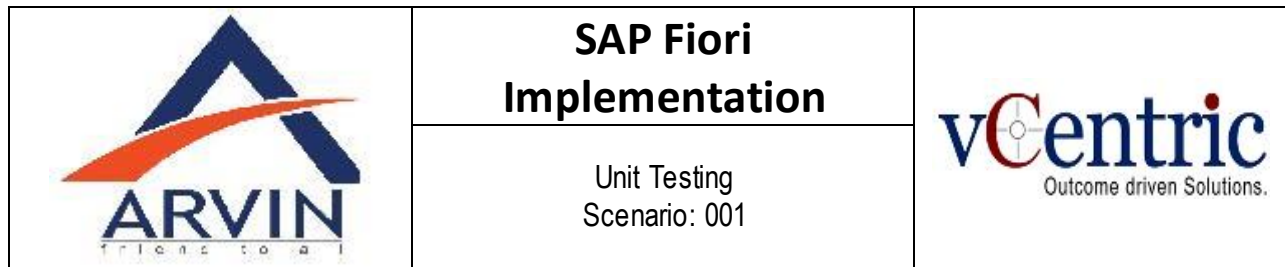
For the Project

SAP Fiori Implementation

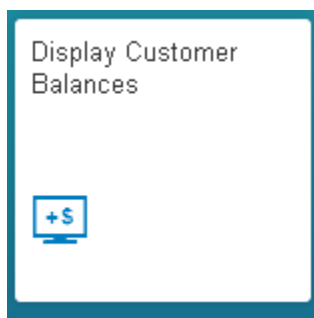
By



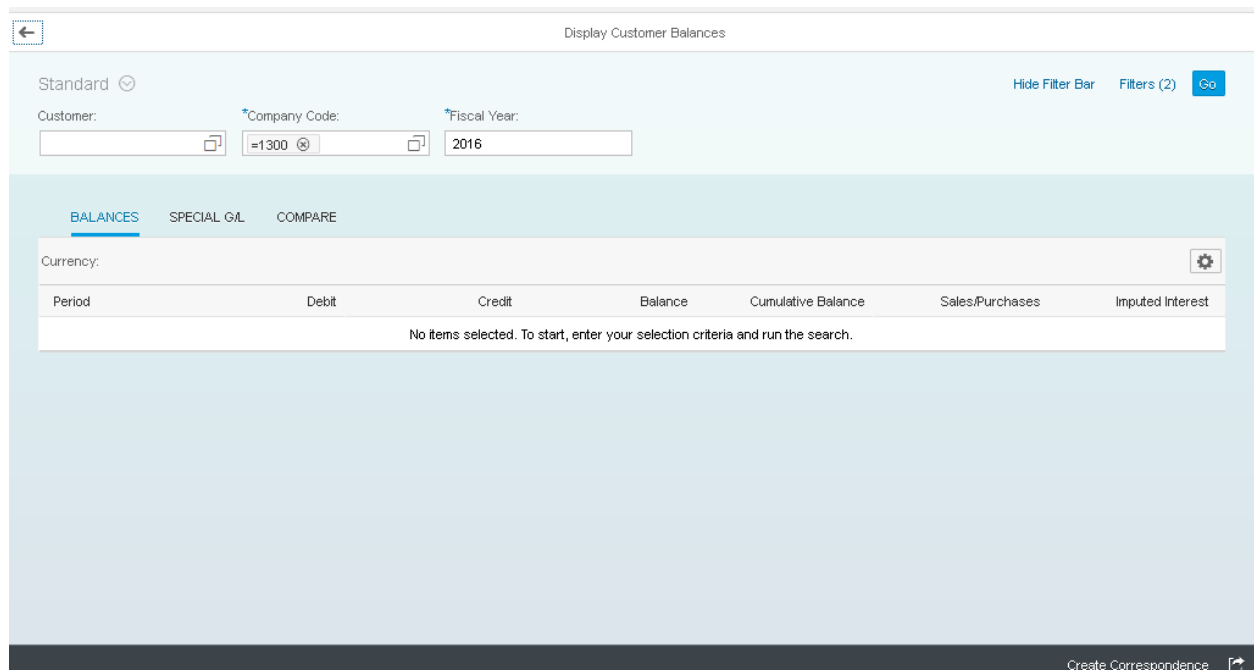
43/A, Road No. 12, M.L.A. Colony, Banjara Hills, Hyderabad – 500034, INDIA
Tel: +91 40 4455 9999, Fax: +91 40 4455 9900, Website: www.vcentric.com





This document contains SAP Fiori for Display Customer Balance with Unit Test Cases.

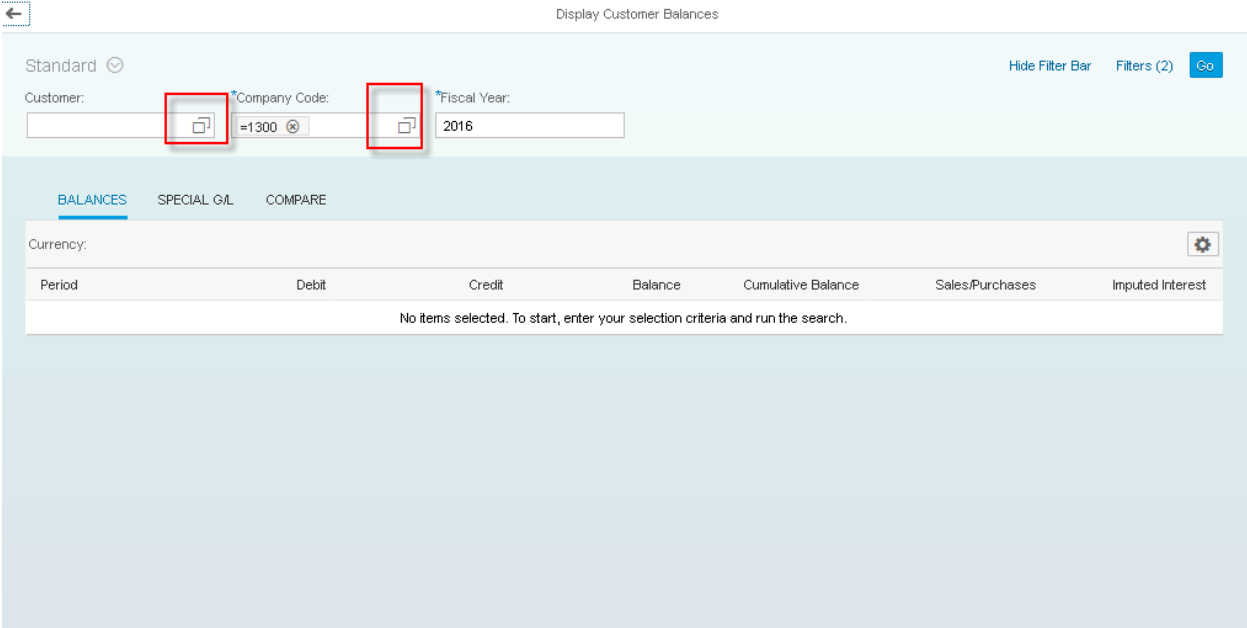


Click on the Display Customer Balance app.

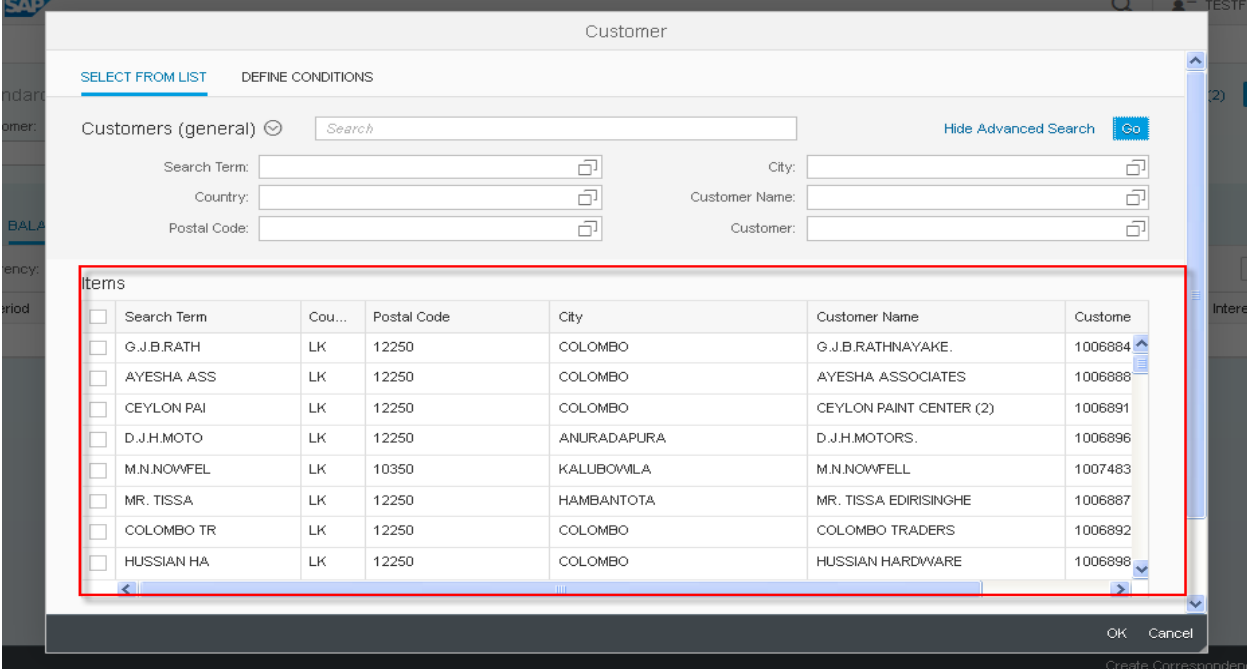


	<h2>SAP Fiori Implementation</h2>	
	<p>Unit Testing Scenario: 001</p>	



Click on search help for quick help and for advance search options.



Click on Customer Search Help. Similarly do it for other Controls with search help.



Search Term	Cou...	Postal Code	City	Customer Name	Custome
G.J.B.RATH	LK	12250	COLOMBO	G.J.B.RATHNAYAKE.	1006884
AYESHA ASS	LK	12250	COLOMBO	AYESHA ASSOCIATES	1006888
CEYLON PAI	LK	12250	COLOMBO	CEYLON PAINT CENTER (2)	1006891
D.J.H.MOTO	LK	12250	ANURADAPURA	D.J.H.MOTORS.	1006896
M.N.NOWFEL	LK	10350	KALUBOWMLA	M.N.NOWFELL	1007483
MR. TISSA	LK	12250	HAMBANTOTA	MR. TISSA EDIRISINGHE	1006887
COLOMBO TR	LK	12250	COLOMBO	COLOMBO TRADERS	1006892
HUSSIAN HA	LK	12250	COLOMBO	HUSSIAN HARDWARE	1006896

	<h2>SAP Fiori Implementation</h2>	
	<p>Unit Testing Scenario: 001</p>	

Credit, debit of the Customer is presented in the Balance tab.

← Display Customer Balances

Standard ⌵ Hide Filter Bar Filters (2) Go

Customer: Company Code: Fiscal Year:

BALANCES SPECIAL G/L COMPARE

Currency: ⚙

Period	Debit	Credit	Balance	Cumulative Balance	Sales/Purchases	Imputed Interest
Opening Balance						
01						
02						
03						
04	121,770,455.51		121,770,455.51	121,770,455.51	121,770,455.51	730,622.75
05	43,802,497.70	54,165,249.80	-10,362,752.10	111,407,703.41	-10,362,752.10	-36,593.90
06	37,021,384.07	20,606,757.92	16,414,626.15	127,822,329.56	18,414,626.15	76,493.15
07	35,648,983.95	25,642,297.92	10,006,686.03	137,829,015.59	11,156,453.03	45,167.83
08	105,000.00	4,308,320.00	-4,203,320.00	133,625,695.59	-250,000.00	-12,922.64
09				133,625,695.59		

Create Correspondence ⚡

Select the setting icon for restricting the number of columns to be display.

← Display Customer Balances

Standard ⌵ Hide Filter Bar Filters (2) Go

Customer: Company Code:

BALANCES **SPECIAL G/L** COMPARE

Currency: ⚙

Transaction	Debit	Credit	Balance
Down Payment - Advances		2,000,000.00	-2,000,000.00
Transaction Total		2,000,000.00	-2,000,000.00
Account Balance		104,722,625.64	133,630,695.59
Total		106,722,625.64	131,630,695.59



Columns

↑ ↓ Search 🔍

- All 🔄
- Transaction
- Opening Balance
- Debit
- Credit
- Balance

OK Cancel

Create Correspondence ⚡

	<h2>SAP Fiori Implementation</h2>	
	<p>Unit Testing Scenario: 001</p>	

Click on special G/L tab.

← Display Customer Balances

Standard ⌵ Hide Filter Bar Filters (2) Go

Customer: Company Code: Fiscal Year:

BALANCES **SPECIAL G/L** COMPARE

Currency: ⚙️

Transaction	Opening Balance	Debit	Credit	Balance
Down Payment - Advances			2,000,000.00	-2,000,000.00
Transaction Total			2,000,000.00	-2,000,000.00
Account Balance		238,353,321.23	104,722,625.64	133,630,695.59
Total		238,353,321.23	106,722,625.64	131,630,695.59



Create Correspondence ⌵

Select the compare tab for comparison.

BALANCES SPECIAL G/L **COMPARE**

Currency: Compare with ⚙️

Period	Sales 2016	Sales 2014	Absolute Difference	Difference in %
Opening Balance				-
01				-
02				-
03				-
04	121,770,455.51		121,770,455.51	-
05	-10,362,752.10		-10,362,752.10	-
06	18,414,626.15		18,414,626.15	-
07	11,156,453.03		11,156,453.03	-
08	-250,000.00		-250,000.00	-
09				-
10	15,000.00		15,000.00	-
11				-
12				-
13				-

	SAP Fiori Implementation	
	Unit Testing Scenario: 001	

You can check and compare customer balances. You can see debits, credits, and balances by company code, fiscal year, and customer. The app allows you to further analyze the amounts by displaying all related line items. Furthermore, you can compare the sales between two fiscal years. To adapt the app to your needs, you can hide, unhide, and sort columns. In addition, you can create search and display variants.